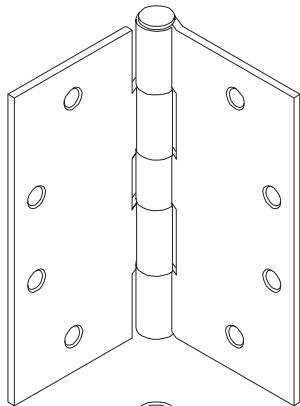


Hinges

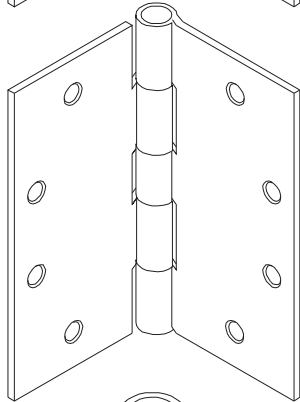
AVAILABLE 4 1/2" x 4 1/2" HINGES:



REMOVABLE PIN

AVAILABLE FINISHES

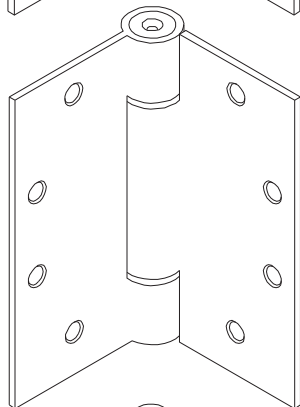
USP PRIMED
SATIN CHROME
BRIGHT BRASS
SATIN BRONZE



NON-REMOVABLE PIN

AVAILABLE FINISHES

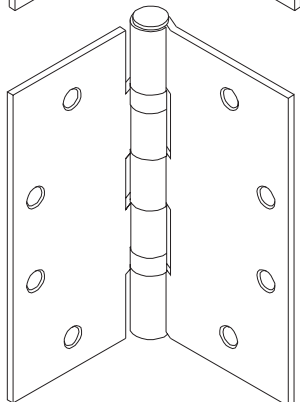
USP PRIMED
SATIN CHROME
BRIGHT BRASS
SATIN BRONZE



SPRING LOADED

AVAILABLE FINISHES

USP PRIMED
SATIN CHROME
BRIGHT BRASS
SATIN BRONZE

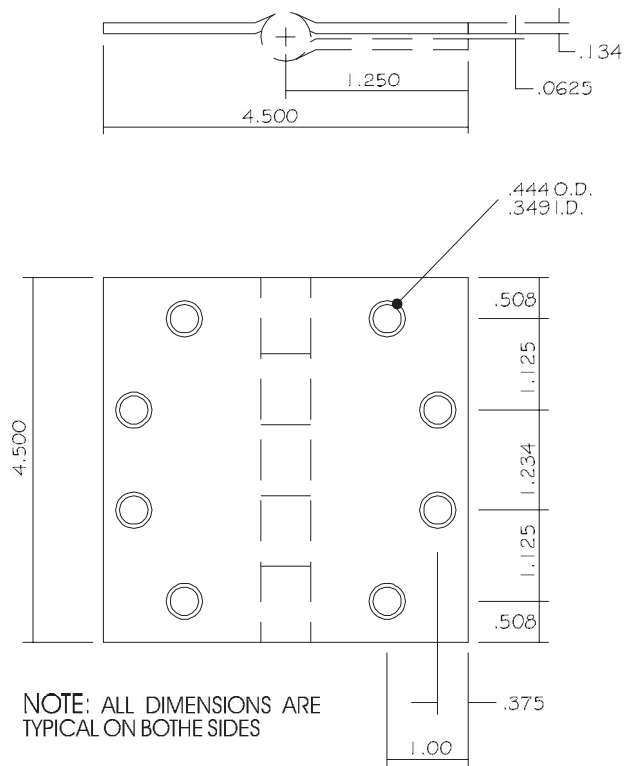


BALL BEARING

AVAILABLE FINISHES

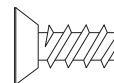
USP PRIMED
SATIN CHROME
BRIGHT BRASS

HINGE DETAIL:



HINGE SCREW:

FOR USE w/ 4 1/2" x 4 1/2" HINGE



#12-24x3/8"

NOTE: ALL 4 1/2" x 4 1/2" HINGES ARE AVAILABLE w/ ALL FRAMES CONTACT YOUR REP FOR OTHER HINGE OPTIONS