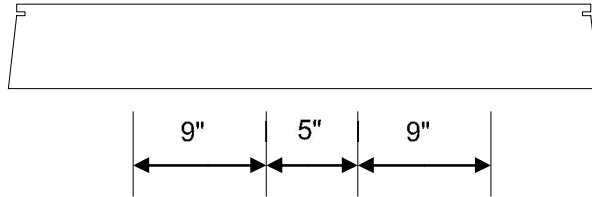
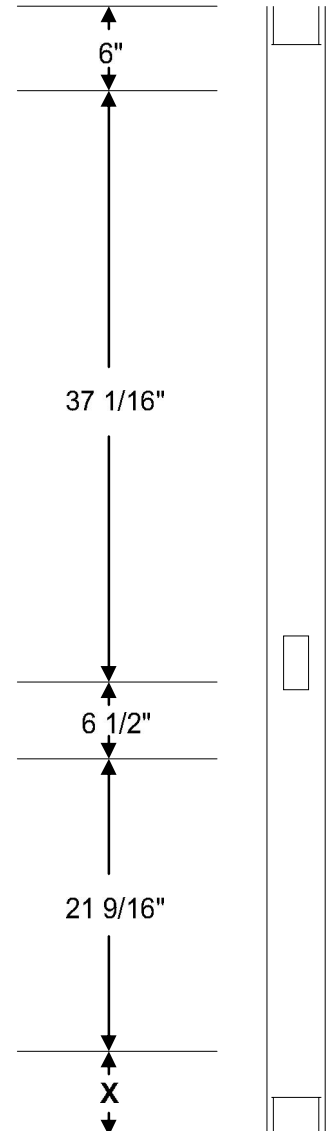



4 Panel Embossed Door



- Classic 4 Panel Design
- 3-0 Wide Openings (2-8 Possible)
- Rigid Lockseam Edge Construction
- Polystyrene Insulated Core
0.7 to 1.0 Density
- Bonded Edge Seam Construction
- 14 Ga. Top & Bottom Channels
- Available in 18 Gauge A60 Galv
- WH Fire Rated to 90 Min.
Single Door to 3-0 x 7-0
Pair of Doors to 6-0 x 7-0
- Est. Accoustical Value ~ STC 32
- Est. R Value ~ 6.87
- Est. U Value ~ .146
- Thickness 1 3/4"
- Available Square or Bevelled Edge
- Seamless Available (Tack & Fill)
- Baked On Grey Primer
- Hardware Rein: Hinge = 7 Ga.
161 Lock = 16 Ga.
86 Lock = 14 Ga.
Closer = 14 Ga.



6-8 Door "X" = 8 1/8"
7-0 Door "X" = 12 1/8"