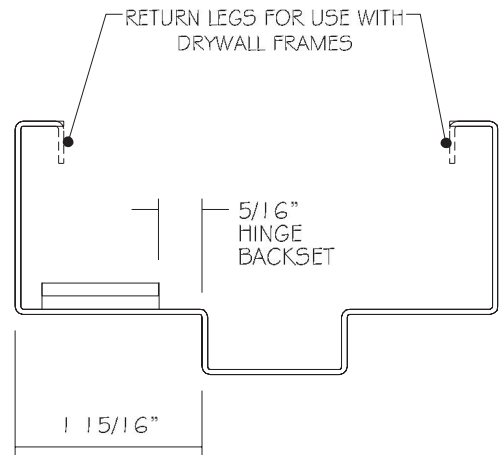
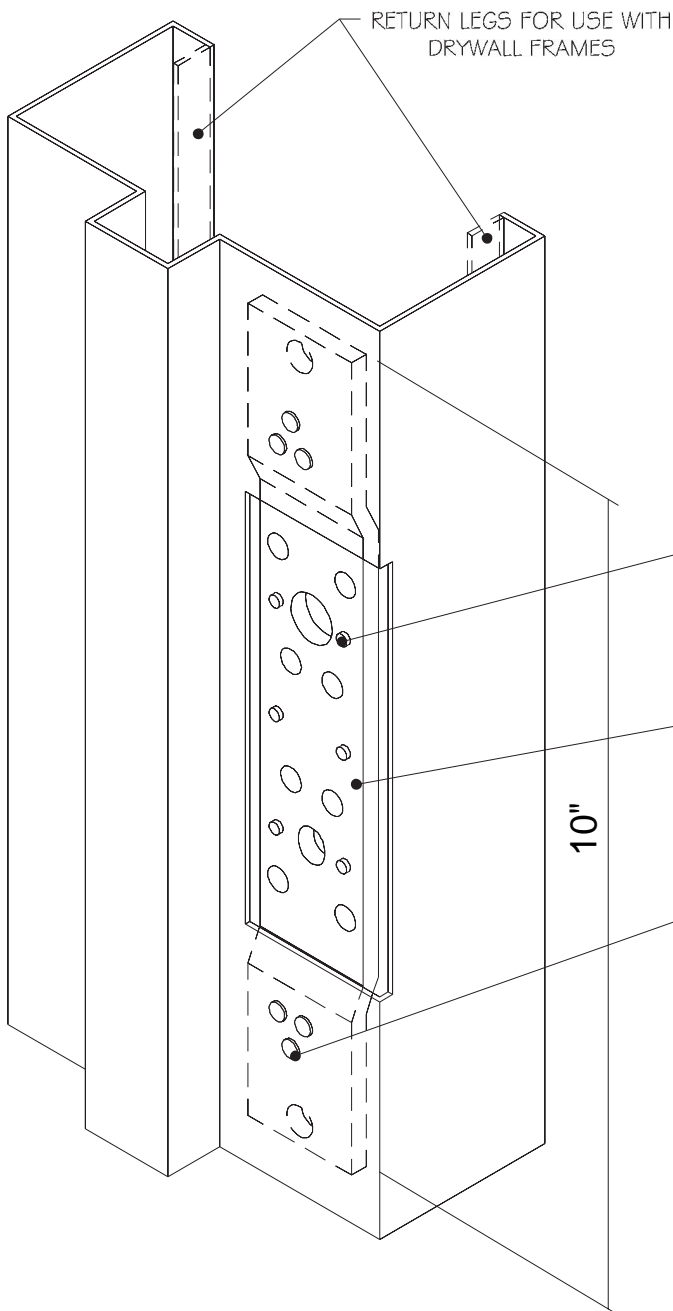


Hinge Preps

STANDARD HINGE WEIGHT: .134 THICK HINGE LEAF



5/16" HINGE BACKSET APPLIES TO 1 3/4" THICK DOORS, OTHER DOOR THICKNESSES AVAILABLE, SEE SPECIALTY DOORS AND FRAMES

WHEN USING OPTIONAL HEAVY WEIGHT HINGE (.180 HINGE LEAF THICKNESS) STAND-OFF PROJECTIONS TO BE GROUND OFF (BY OTHERS) ONLY ON 4 1/2" HINGE REINFORCEMENTS

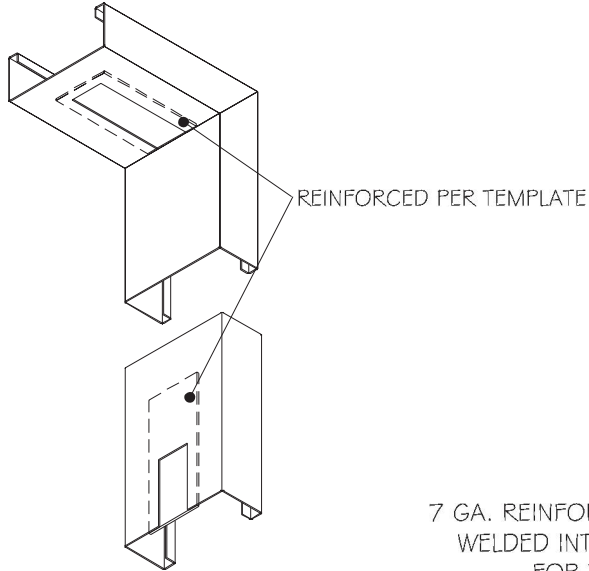
HINGE REINFORCEMENT PLATE (7-GA.)

WELDED IN REINFORCEMENT

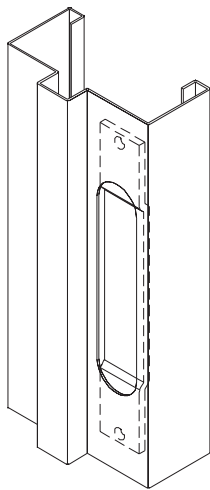
OPTIONAL HINGE PREPARATIONS INCLUDE 3 1/2", 4", 4 1/2", 5", 6", 7" & 8" HINGE PREPS PIVOT HINGES, CONTINUOUS HINGES AND INVISIBLE HINGES. 3 1/2" & 4" HINGES AVAILABLE ONLY ON 1 3/8" THICK DOORS, TEMPLATE REQUIRED FOR 6" & LARGER HINGES

STRIKE PREPARATION INFORMATION IS LOCATED WITHIN MASONRY, DRYWALL & UNIVERSAL FRAME SECTIONS

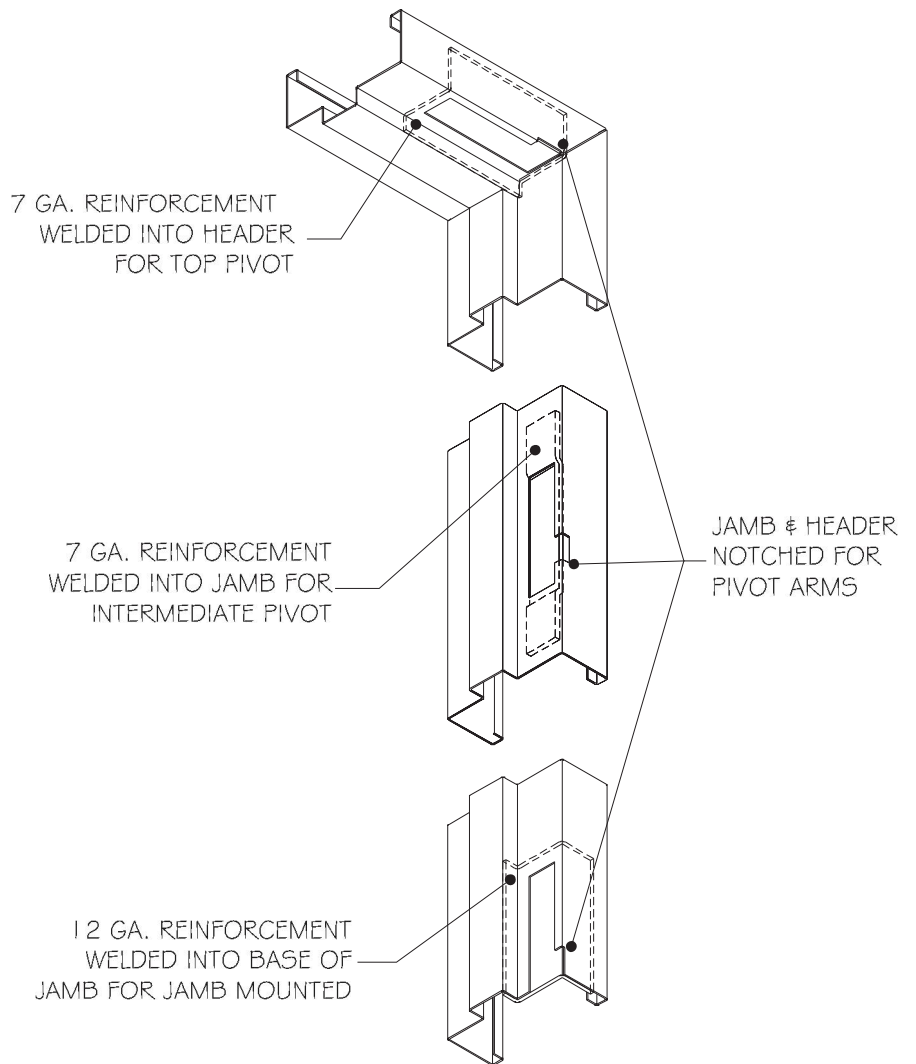
Hinge Preps



TYPICAL DOUBLE ACTING PIVOT HINGE PREP CONSULT FACTORY FOR OTHER PIVOT HINGE PREPS. DRILLING & TAPPING MUST BE SPECIFIED



TYPICAL INVISIBLE HINGE PREP DRILLING & TAPPING MUST BE SPECIFIED



TYPICAL PIVOT HINGE PREP CONSULT FACTORY FOR OTHER PIVOT HINGE PREPS. DRILLING & TAPPING MUST BE SPECIFIED