

HMF EXPRESS

Product Innovations Bulletin

September 2014

Bullet Resistant Doors and Frames

HMF Express is proud to announce our newest product -- a UL-752 (Ballistic) Level 3 hollow metal door and frame. Level 3 openings resist .44 magnum lead semi-wadcutter gas checked 240 grain loads fired at a minimum 1,350 feet per second.

Level 3 Metal Doors and Frames Attributes

All Level 3 doors have welded seamless edges and are available with door skins of 16, 14 or 12 ga. CRS or A60 galvanealed steel. Our Level 3 metal frames have continuously welded corners and welded wall and floor anchors. These single door frames can be either three or four sided.

Custom Quick Ship Doors and Frames You Can Stand Behind

HMF Express bullet resistant doors and frames are available on all quick ship lead times, in custom sizes, and prepared for bullet resistant cylindrical or mortise locks and hinges. Contact your sales representative for details about this product or for any of your custom quick ship needs.



Photos of shot pattern in the center of the tested door






Door exterior-shots penetrate



Door interior-shots do not penetrate

HMF Express

Ballistic Doors and Frames

-  UL-752 Level 3 conformance
-  Up to 48" wide and 96" tall
-  Quick ship available



Design Guidelines for Bullet Resistant Doors and Frames

General rules:

- Maximum width 48"; maximum height 96"
- High frequency reinforcements at all hinges
- Outswing single with 161, deadlock, mortise lock, and/or surface mounted preps
- Fire ratings not available
- Doors and frames will receive a Mylar label stating conformance to UL-752 Level 3

Door requirements:

- Minimum 16 ga. skins with 22 ga. stiffeners
- Welded seamless edges
- Flush welded top and bottom caps
- Door core is proprietary armor plate centered in door
- Flush doors only
- Minimum 4 each 4.5" heavy weight hinges (3'0" x 7'0" door weighs 275 pounds)
- Doors that exceed either 36" in width or 84" in height-recommend full mortise continuous hinge rated to 500 pound minimum /option for 5 each 4.5" heavy weight hinges (4'0" x 8'0" door weighs 385 pounds)

Frame requirements:

- 16 ga. reinforced with armor plate at threat side face
- Continuously welded
- Welded anchors only, minimum 4 per jamb up to and including 7'0", 5 per jamb over 7'0" and up to and including 8'0"
- 3 and 4 sided frames approved